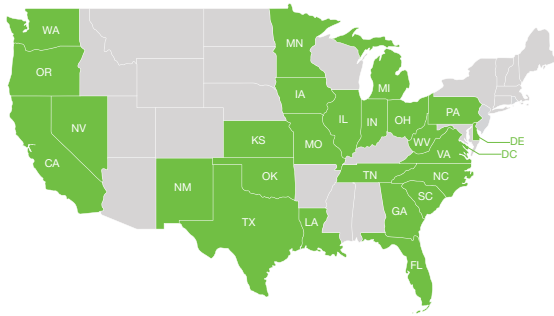


NATIONAL NETWORK

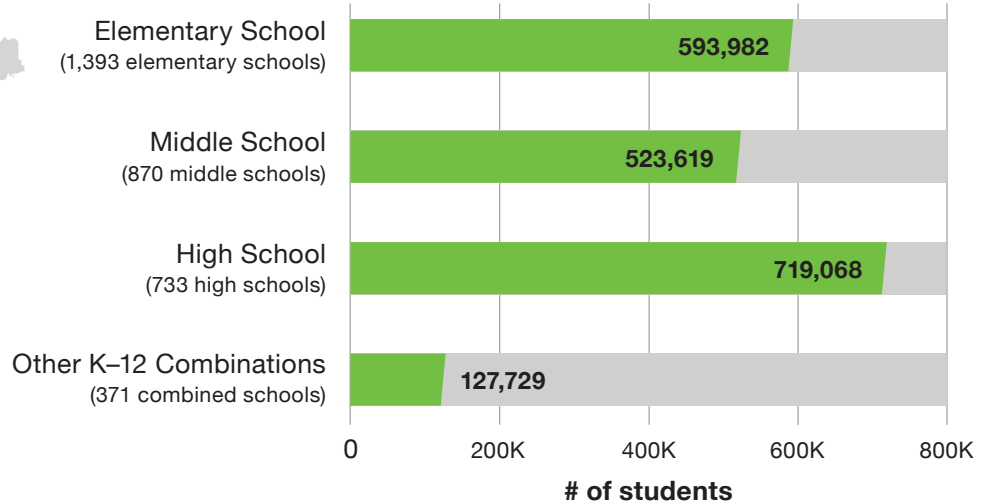


Our Reach



The map reflects CIS programming for the 2022-2023 school year which includes 113 organizations (including state offices and licensed partners) in 25 states and the District of Columbia.

Students Served by School Type



An additional 39,682 students were served at 34 other sites and 60 community-based sites.

Our Students

2,004,080

total students served

1,805,201

students receiving whole-school supports*

198,879

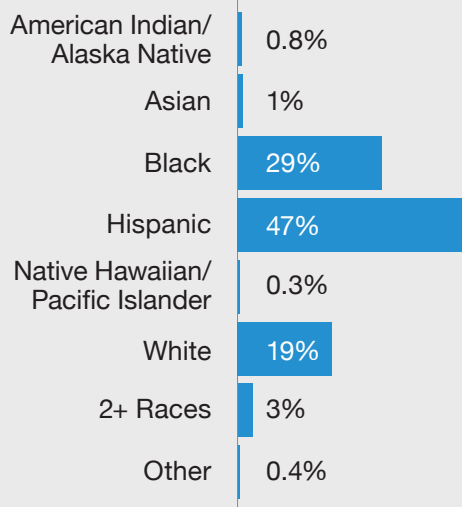
case-managed students

87%

of case-managed students qualified for free or reduced-price lunch (FRPL)

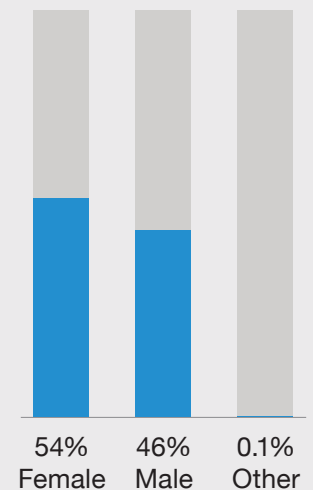
*Students receiving whole-school supports are a subset of the total students served.

Race



Values may not total to 100% due to rounding.

Gender



Values may not total to 100% due to rounding.

Our Results

Case-managed student outcomes



75%
improved attendance



86%
improved behavior



87%
improved academics



97%
were promoted (K-11)



96%
graduated or received GED (grade 12)



>99%
stayed in school