

SOUTH CAROLINA

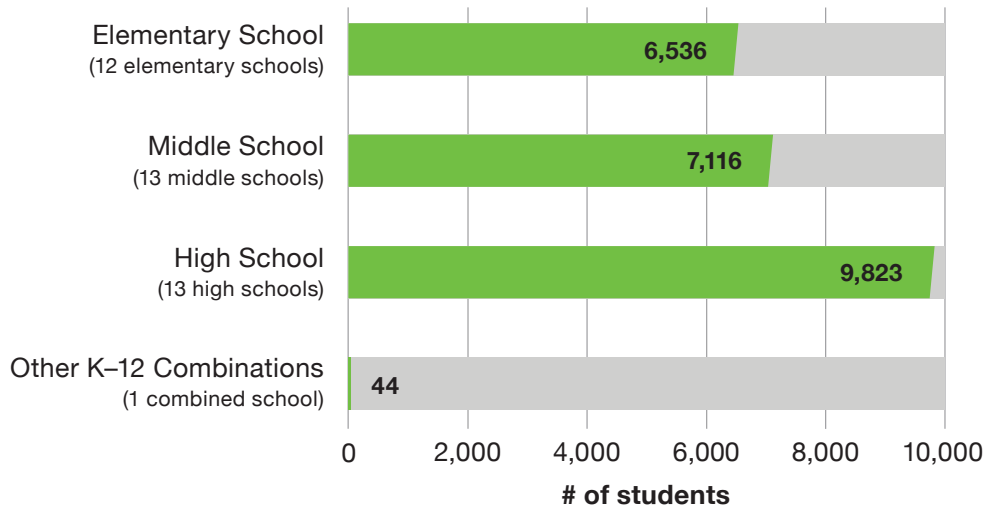


Our Reach

Students served by one CIS organization in this state.



Students Served by School Type



Our Students

23,519

total students served

21,248

students receiving whole-school supports*

2,271

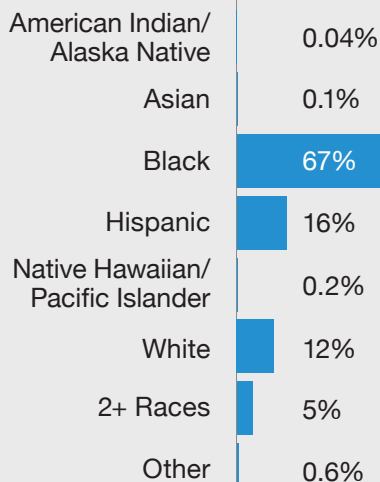
case-managed students

93%

of case-managed students qualified for free or reduced-price lunch (FRPL)

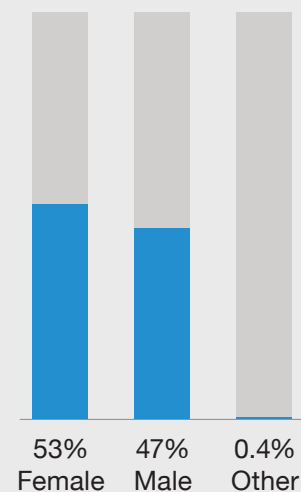
*Students receiving whole-school supports are a subset of the total students served.

Race



Values may not total to 100% due to rounding.

Gender



Values may not total to 100% due to rounding.

Our Results

Case-managed student outcomes



78%
improved attendance



78%
improved behavior



88%
improved academics



92%
were promoted (K–11)



96%
graduated or received GED (grade 12)



99%
stayed in school