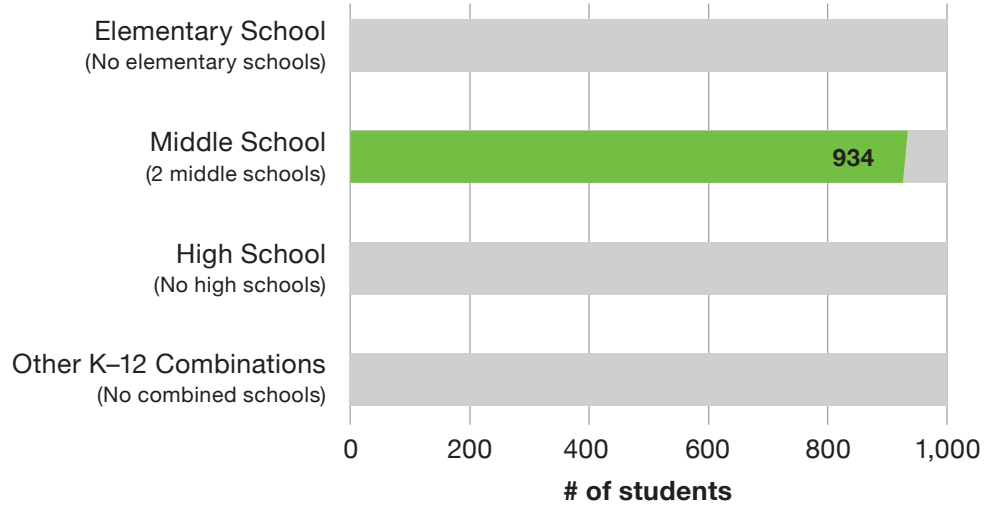


## Our Reach



CIS of Mid-America serves students in three additional states (see Kansas, Missouri, and Oklahoma profiles).

### Students Served by School Type



## Our Students

**934**

total students served

**825**

students receiving whole-school supports\*

**109**

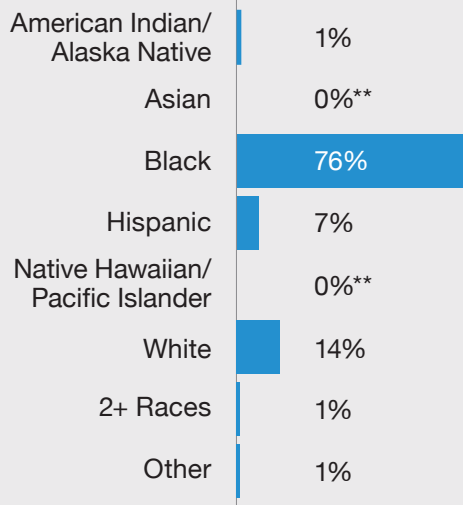
case-managed students

**99%**

of case-managed students qualified for free or reduced-price lunch (FRPL)

\*Students receiving whole-school supports are a subset of the total students served.

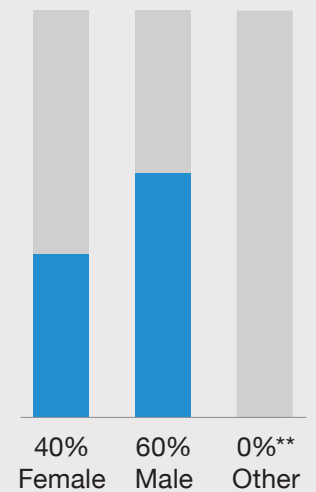
### Race



Values may not total to 100% due to rounding.

\*\*No students reported.

### Gender



Values may not total to 100% due to rounding.

\*\*No students reported.

## Our Results

Case-managed student outcomes



**N/A**

improved attendance

No students with a goal in this area.



**63%**

improved behavior



**69%**

improved academics



**97%**

were promoted (K–11)



**N/A**

graduated or received GED (grade 12)

No case-managed seniors with a goal in this area.



**97%**

stayed in school