

# INDIANA

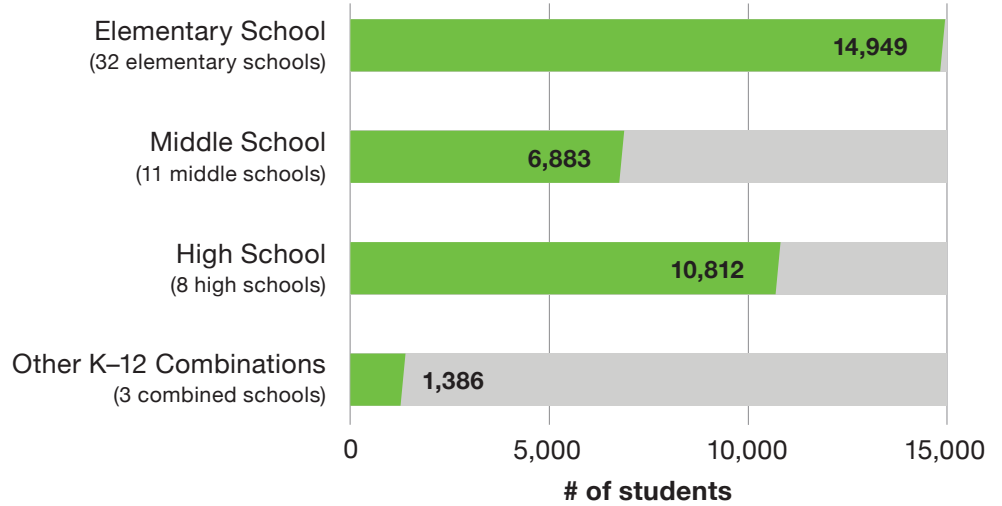


## Our Reach

Students served by three CIS organizations in this state.



### Students Served by School Type



## Our Students

**34,030**

total students served

**31,673**

students receiving whole-school supports\*

**2,357**

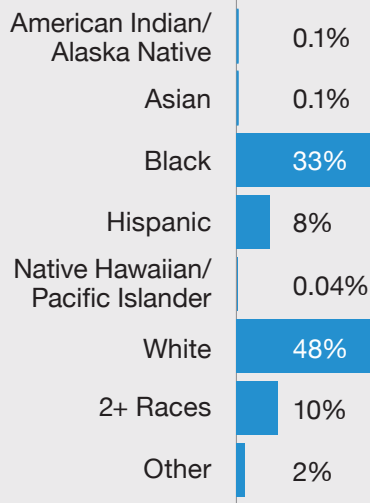
case-managed students

**90%**

of case-managed students qualified for free or reduced-price lunch (FRPL)

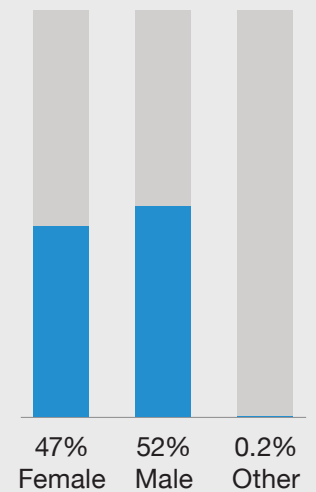
\*Students receiving whole-school supports are a subset of the total students served.

### Race



Values may not total to 100% due to rounding.

### Gender



Values may not total to 100% due to rounding.

## Our Results

Case-managed student outcomes



**74%**  
improved attendance



**83%**  
improved behavior



**82%**  
improved academics



**99%**  
were promoted (K-11)



**99%**  
graduated or received GED (grade 12)



**99%**  
stayed in school