

# GEORGIA

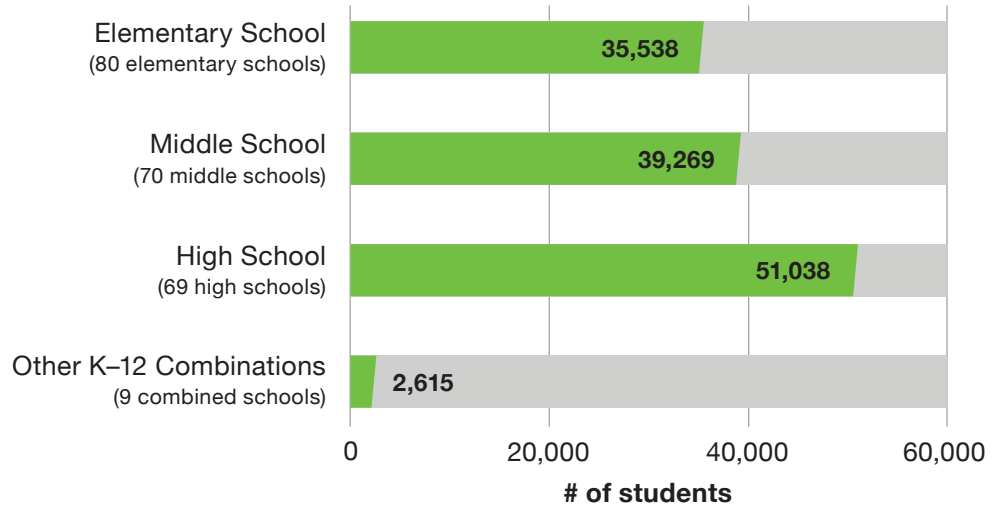


## Our Reach

Students served by 17 CIS organizations in this state.



### Students Served by School Type



An additional 757 students were served at one college and seven community-based sites.

## Our Students

**129,217**

total students served

**121,202**

students receiving whole-school supports\*

**8,015**

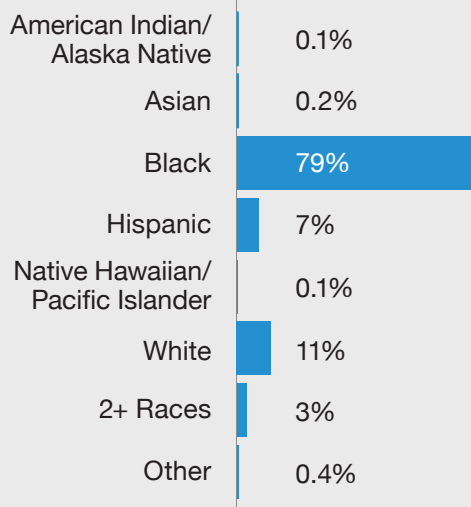
case-managed students

**92%**

of case-managed students qualified for free or reduced-price lunch (FRPL)

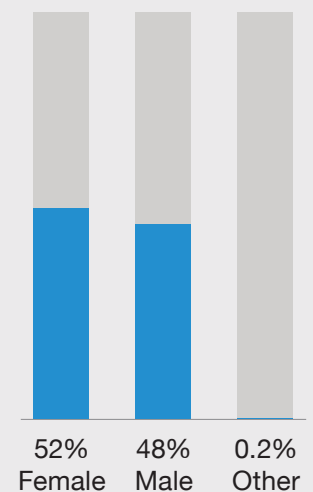
\*Students receiving whole-school supports are a subset of the total students served.

### Race



Values may not total to 100% due to rounding.

### Gender



Values may not total to 100% due to rounding.

## Our Results

Case-managed student outcomes



**77%**  
improved attendance



**72%**  
improved behavior



**88%**  
improved academics



**93%**  
were promoted (K–11)



**96%**  
graduated or received GED (grade 12)



**98%**  
stayed in school